

# A Story of Units<sup>®</sup>

## Eureka Math<sup>™</sup>

### Grade 2, Module 6

### Student File\_A

*Contains copy-ready classwork and homework  
as well as templates (including cut outs)*

**Published by the non-profit Great Minds.**

Copyright © 2015 Great Minds. No part of this work may be reproduced, sold, or commercialized, in whole or in part, without written permission from Great Minds. Non-commercial use is licensed pursuant to a Creative Commons Attribution-NonCommercial-ShareAlike 4.0 license; for more information, go to <http://greatminds.net/maps/math/copyright>. “Great Minds” and “Eureka Math” are registered trademarks of Great Minds.

Printed in the U.S.A.

This book may be purchased from the publisher at [eureka-math.org](http://eureka-math.org)

10 9 8 7 6 5 4 3 2 1

Name \_\_\_\_\_

Date \_\_\_\_\_

1. Circle groups of two apples.



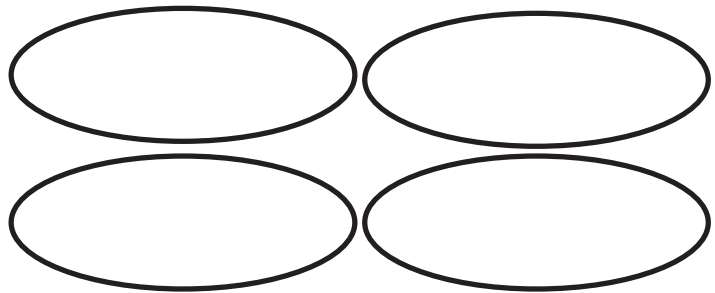
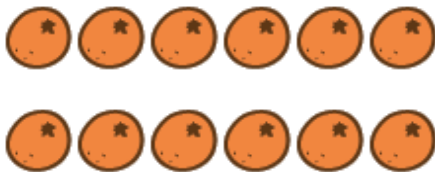
There are \_\_\_\_\_ groups of two apples.

2. Circle groups of three balls.



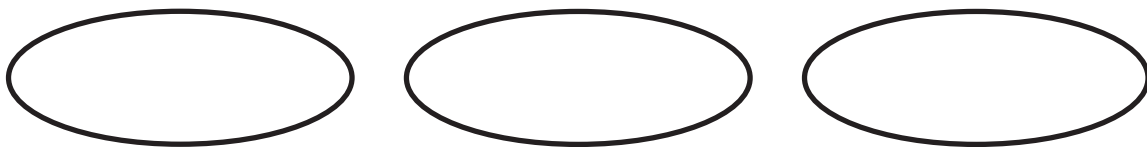
There are \_\_\_\_\_ groups of three balls.

3. Redraw the 12 oranges into 4 equal groups.




4 groups of \_\_\_\_\_ oranges

4. Redraw the 12 oranges into 3 equal groups.



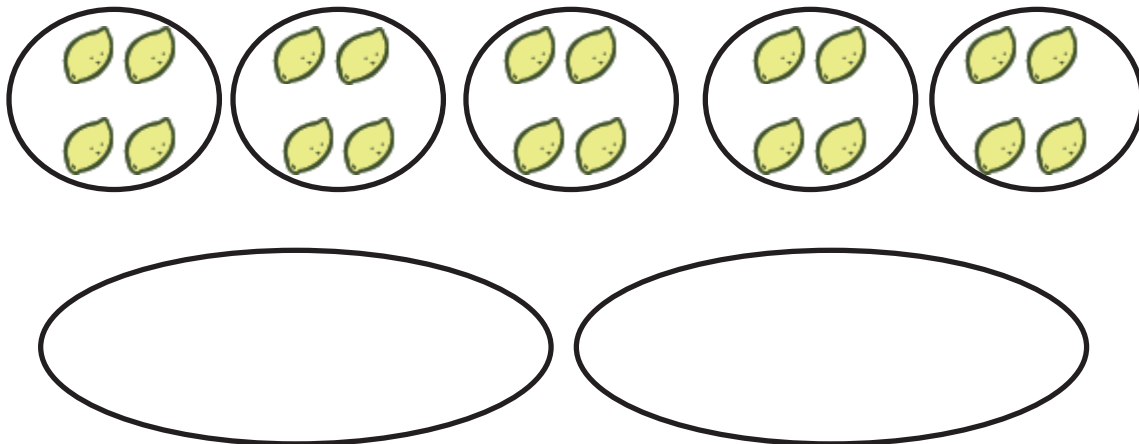
3 groups of \_\_\_\_\_ oranges

5. Redraw the flowers to make each of the 3 groups have an equal number.



3 groups of \_\_\_\_\_ flowers = \_\_\_\_\_ flowers.

6. Redraw the lemons to make 2 equal size groups.



2 groups of \_\_\_\_\_ lemons = \_\_\_\_\_ lemons.

Name \_\_\_\_\_

Date \_\_\_\_\_

1. Circle groups of two shirts.



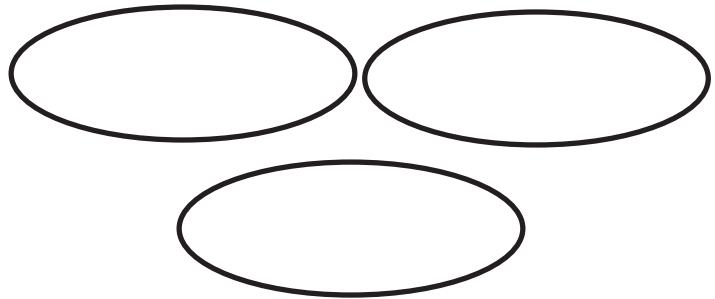

There are \_\_\_\_\_ groups of two shirts.

2. Circle groups of three pants.




There are \_\_\_\_\_ groups of three pants.

3. Redraw the 12 wheels into 3 equal groups.




3 groups of \_\_\_\_\_ wheels

4. Redraw the 12 wheels into 4 equal groups.



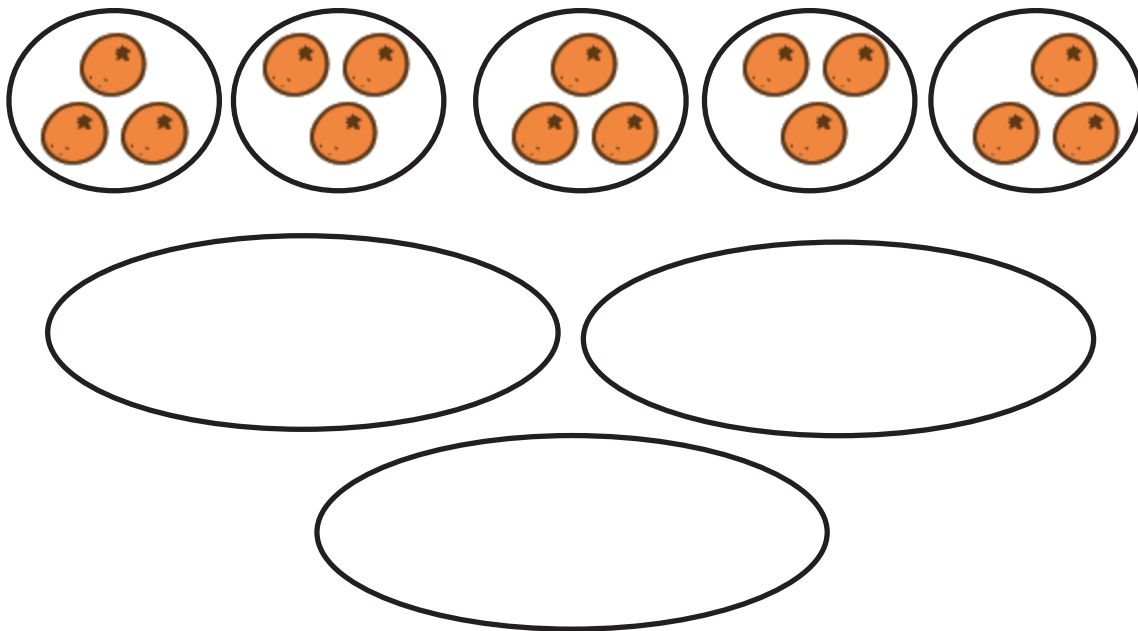
4 groups of \_\_\_\_\_ wheels

5. Redraw the apples to make each of the 4 groups have an equal amount.



4 groups of \_\_\_\_\_ apples = \_\_\_\_\_ apples.

6. Redraw the oranges to make 3 equal groups.



3 groups of \_\_\_\_\_ oranges = \_\_\_\_\_ oranges.

Name \_\_\_\_\_

Date \_\_\_\_\_

1. Write a repeated addition equation to show the number of objects in each group. Then, find the total.



$$\underline{\quad} + \underline{\quad} + \underline{\quad} = \underline{\quad}$$

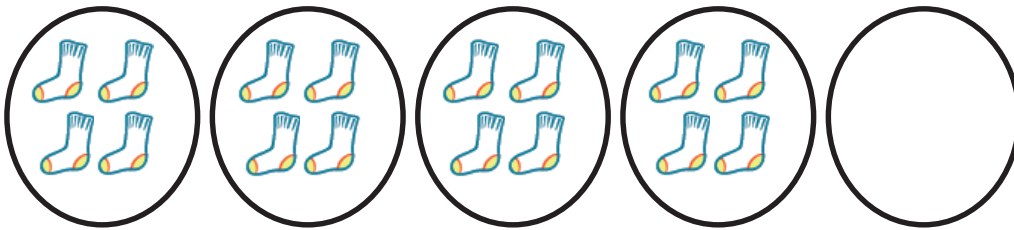
$$3 \text{ groups of } \underline{\quad} = \underline{\quad}$$



$$\underline{\quad} + \underline{\quad} + \underline{\quad} + \underline{\quad} = \underline{\quad}$$

$$4 \text{ groups of } \underline{\quad} = \underline{\quad}$$

2. Draw 1 more group of four. Then, write a repeated addition equation to match.



$$\underline{\quad} + \underline{\quad} + \underline{\quad} + \underline{\quad} + \underline{\quad} = \underline{\quad}$$

$$5 \text{ groups of } \underline{\quad} = \underline{\quad}$$

3. Draw 1 more group of three. Then, write a repeated addition equation to match.



$$\underline{\quad} + \underline{\quad} + \underline{\quad} + \underline{\quad} = \underline{\quad}$$

$$\underline{\quad} \text{ groups of } 3 = \underline{\quad}$$

4. Draw 2 more equal groups. Then, write a repeated addition equation to match.



$$\underline{\quad} + \underline{\quad} + \underline{\quad} + \underline{\quad} + \underline{\quad} = \underline{\quad}$$

$$\underline{\quad} \text{ groups of } 2 = \underline{\quad}$$

5. Draw 3 groups of 5 stars. Then, write a repeated addition equation to match.

Name \_\_\_\_\_

Date \_\_\_\_\_

1. Write a repeated addition equation to show the number of objects in each group. Then, find the total.



$$\underline{\quad} + \underline{\quad} + \underline{\quad} = \underline{\quad}$$


$$3 \text{ groups of } \underline{\quad} = \underline{\quad}$$



$$\underline{\quad} + \underline{\quad} + \underline{\quad} + \underline{\quad} = \underline{\quad}$$

$$4 \text{ groups of } \underline{\quad} = \underline{\quad}$$

2. Draw 1 more equal group.




$$\underline{\quad} + \underline{\quad} + \underline{\quad} + \underline{\quad} + \underline{\quad} = \underline{\quad}$$

$$5 \text{ groups of } \underline{\quad} = \underline{\quad}$$



3. Draw 1 more group of four. Then, write a repeated addition equation to match.



$$\underline{\quad} + \underline{\quad} + \underline{\quad} + \underline{\quad} = \underline{\quad}$$

$$\underline{\quad} \text{ groups of } 4 = \underline{\quad}$$

4. Draw 2 more equal groups. Then, write a repeated addition equation to match.



$$\underline{\quad} + \underline{\quad} + \underline{\quad} + \underline{\quad} + \underline{\quad} = \underline{\quad}$$

$$\underline{\quad} \text{ groups of } 4 = \underline{\quad}$$


5. Draw 4 groups of 3 circles. Then, write a repeated addition equation to match.

Name \_\_\_\_\_

Date \_\_\_\_\_

1. Write a repeated addition equation to match the picture. Then, group the addends into pairs to show a more efficient way to add.

a.




$$\underline{\quad} + \underline{\quad} + \underline{\quad} + \underline{\quad} = \underline{\quad}$$

$$\backslash \quad / \quad \backslash \quad /$$

$$\underline{\quad} + \underline{\quad} = \underline{\quad}$$

4 groups of  $\underline{\quad}$  = 2 groups of  $\underline{\quad}$


b.



$$\underline{\quad} + \underline{\quad} + \underline{\quad} + \underline{\quad} = \underline{\quad}$$

$$\underline{\quad} + \underline{\quad} = \underline{\quad}$$

4 groups of  $\underline{\quad}$  = 2 groups of  $\underline{\quad}$



$$\underline{\quad} + \underline{\quad} + \underline{\quad} + \underline{\quad} + \underline{\quad} + \underline{\quad} + \underline{\quad} + \underline{\quad} = \underline{\quad}$$

$$\underline{\quad} + \underline{\quad} + \underline{\quad} + \underline{\quad} = \underline{\quad}$$

8 groups of  $\underline{\quad}$  = 4 groups of  $\underline{\quad}$

2. Write a repeated addition equation to match the picture. Then, group addends into pairs, and add to find the total.



$$\underline{\quad} + \underline{\quad} + \underline{\quad} + \underline{\quad} + \underline{\quad} + \underline{\quad} = \underline{\quad}$$

$$\underline{\quad} + \underline{\quad} + 3 = \underline{\quad}$$

$$\underline{\quad} + 3 = \underline{\quad}$$




$$\underline{\quad} + \underline{\quad} + \underline{\quad} = \underline{\quad}$$

$$\underline{\quad} + 3 = \underline{\quad}$$

Name \_\_\_\_\_


Date \_\_\_\_\_

1. Write a repeated addition equation to match the picture. Then, group the addends into pairs to show a more efficient way to add.



$$\begin{array}{ccccccc} \underline{\quad} & + & \underline{\quad} & + & \underline{\quad} & + & \underline{\quad} & = & \underline{\quad} \\ \backslash & & / & & \backslash & & / & & \\ \underline{\quad} & & & + & \underline{\quad} & & & = & \underline{\quad} \end{array}$$


4 groups of \_\_\_\_\_ = 2 groups of \_\_\_\_\_



$$\begin{array}{ccccccc} \underline{\quad} & + & \underline{\quad} & + & \underline{\quad} & + & \underline{\quad} & = & \underline{\quad} \\ & & & & \underline{\quad} & + & \underline{\quad} & = & \underline{\quad} \end{array}$$

4 groups of \_\_\_\_\_ = 2 groups of \_\_\_\_\_

c.




\_\_\_\_\_ + \_\_\_\_\_ + \_\_\_\_\_ + \_\_\_\_\_ = \_\_\_\_\_

\_\_\_\_\_ + \_\_\_\_\_ = \_\_\_\_\_

4 groups of \_\_\_\_\_ = 2 groups of \_\_\_\_\_

2. Write a repeated addition equation to match the picture. Then, group addends into pairs, and add to find the total.

a.




\_\_\_\_\_ + \_\_\_\_\_ + \_\_\_\_\_ + \_\_\_\_\_ + \_\_\_\_\_ = \_\_\_\_\_

\_\_\_\_\_ + \_\_\_\_\_ + 3 = \_\_\_\_\_

\_\_\_\_\_ + 3 = \_\_\_\_\_

b.



\_\_\_\_\_ + \_\_\_\_\_ + \_\_\_\_\_ + \_\_\_\_\_ + \_\_\_\_\_ = \_\_\_\_\_

\_\_\_\_\_ + \_\_\_\_\_ + 2 = \_\_\_\_\_

\_\_\_\_\_ + 2 = \_\_\_\_\_

Name \_\_\_\_\_

Date \_\_\_\_\_

1. Write a repeated addition equation to find the total of each tape diagram.

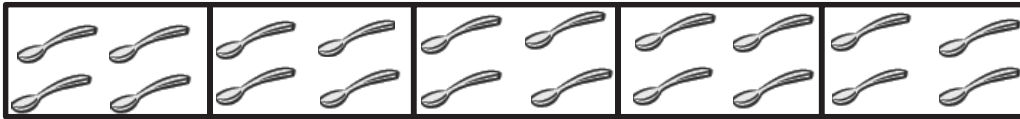
a.



$$\underline{\quad} + \underline{\quad} + \underline{\quad} + \underline{\quad} = \underline{\quad}$$

$$4 \text{ groups of } 2 = \underline{\quad}$$

b.



$$\underline{\quad} + \underline{\quad} + \underline{\quad} + \underline{\quad} + \underline{\quad} = \underline{\quad}$$

$$5 \text{ groups of } \underline{\quad} = \underline{\quad}$$

c.



$$\underline{\quad} + \underline{\quad} + \underline{\quad} = \underline{\quad}$$

$$3 \text{ groups of } \underline{\quad} = \underline{\quad}$$

d.



$$\underline{\quad} + \underline{\quad} + \underline{\quad} + \underline{\quad} + \underline{\quad} + \underline{\quad} = \underline{\quad}$$

$$\underline{\quad} \text{ groups of } \underline{\quad} = \underline{\quad}$$

2. Draw a tape diagram to find the total.

a.  $3 + 3 + 3 + 3 = \underline{\hspace{2cm}}$

b.  $4 + 4 + 4 = \underline{\hspace{2cm}}$

c. 5 groups of 2

d. 4 groups of 4




Name \_\_\_\_\_

Date \_\_\_\_\_

1. Write a repeated addition equation to find the total of each tape diagram.

a.



$$\underline{\quad} + \underline{\quad} + \underline{\quad} + \underline{\quad} = \underline{\quad}$$

$$4 \text{ groups of } 3 = \underline{\quad}$$

b.



$$\underline{\quad} + \underline{\quad} + \underline{\quad} + \underline{\quad} + \underline{\quad} = \underline{\quad}$$

$$5 \text{ groups of } \underline{\quad} = \underline{\quad}$$

c.



$$\underline{\quad} + \underline{\quad} + \underline{\quad} + \underline{\quad} = \underline{\quad}$$

$$4 \text{ groups of } \underline{\quad} = \underline{\quad}$$

d.



$$\underline{\quad} + \underline{\quad} + \underline{\quad} + \underline{\quad} + \underline{\quad} + \underline{\quad} = \underline{\quad}$$

$$\underline{\quad} \text{ groups of } \underline{\quad} = \underline{\quad}$$



2. Draw a tape diagram to find the total.

a.  $5 + 5 + 5 + 5 = \underline{\hspace{2cm}}$

b.  $4 + 4 + 4 + 4 + 4 = \underline{\hspace{2cm}}$

c. 4 groups of 2

d. 5 groups of 3


e.



Name \_\_\_\_\_

Date \_\_\_\_\_

1. Circle groups of four. Then, draw the triangles into 2 equal rows.




---



---

2. Circle groups of two. Redraw the groups of two as rows and then as columns.


---



---



---




---



---



---

3. Circle groups of three. Redraw the groups of three as rows and then as columns.

---




---



---



---




---



---

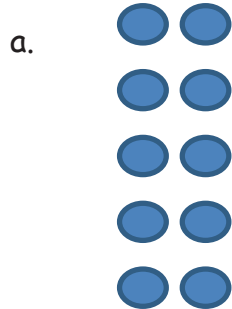


---



---

4. Count the objects in the arrays from left to right by rows and by columns. As you count, circle the rows and then the columns.



5. Redraw the circles and stars in Problem 4 as columns of two.


6. Draw an array with 15 triangles.

7. Show a different array with 15 triangles.

Name \_\_\_\_\_

Date \_\_\_\_\_

1. Circle groups of five. Then, draw the clouds into two equal rows.





---

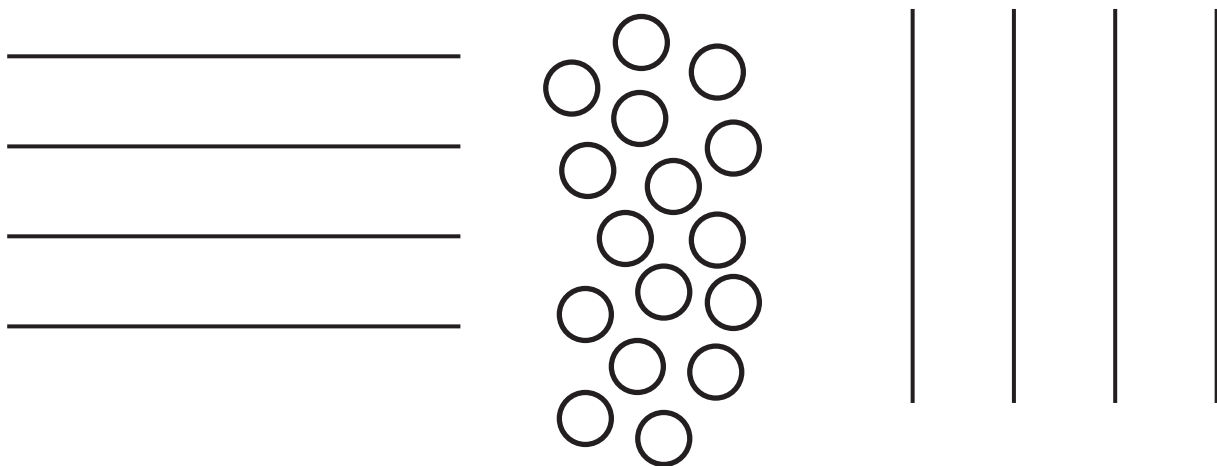


---

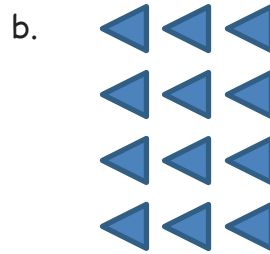

2. Circle groups of four. Redraw the groups of four as rows and then as columns.



3. Circle groups of four. Redraw the groups of four as rows and then as columns.



4. Count the objects in the arrays from left to right by rows and by columns. As you count, circle the rows and then the columns.



5. Redraw the smiley faces and triangles in Problem 4 as columns of three.

6. Draw an array with 20 triangles.

7. Show a different array with 20 triangles.

Name \_\_\_\_\_

Date \_\_\_\_\_

1. Complete each missing part describing each array.


Circle rows.



5 rows of \_\_\_\_\_ = \_\_\_\_\_

\_\_\_\_\_ + \_\_\_\_\_ + \_\_\_\_\_ + \_\_\_\_\_ + \_\_\_\_\_ = \_\_\_\_\_


Circle columns.



3 columns of \_\_\_\_\_ = \_\_\_\_\_

\_\_\_\_\_ + \_\_\_\_\_ + \_\_\_\_\_ = \_\_\_\_\_


Circle rows.



4 rows of \_\_\_\_\_ = \_\_\_\_\_

\_\_\_\_\_ + \_\_\_\_\_ + \_\_\_\_\_ + \_\_\_\_\_ = \_\_\_\_\_

Circle columns.



5 columns of \_\_\_\_\_ = \_\_\_\_\_

\_\_\_\_\_ + \_\_\_\_\_ + \_\_\_\_\_ + \_\_\_\_\_ + \_\_\_\_\_ = \_\_\_\_\_

2. Use the array of triangles to answer the questions below.


a. \_\_\_\_\_ rows of \_\_\_\_\_ = 12

b. \_\_\_\_\_ columns of \_\_\_\_\_ = 12

c. \_\_\_\_\_ + \_\_\_\_\_ + \_\_\_\_\_ = \_\_\_\_\_

d. Add 1 more row. How many triangles are there now? \_\_\_\_\_

e. Add 1 more column to the new array you made in 2(d). How many triangles are there now? \_\_\_\_\_



3. Use the array of squares to answer the questions below.


a. \_\_\_\_\_ + \_\_\_\_\_ + \_\_\_\_\_ + \_\_\_\_\_ + \_\_\_\_\_ = \_\_\_\_\_

b. \_\_\_\_\_ rows of \_\_\_\_\_ = \_\_\_\_\_

c. \_\_\_\_\_ columns of \_\_\_\_\_ = \_\_\_\_\_

d. Remove 1 row. How many squares are there now? \_\_\_\_\_

e. Remove 1 column from the new array you made in 3(d). How many squares are there now? \_\_\_\_\_




Name \_\_\_\_\_

Date \_\_\_\_\_

1. Complete each missing part describing each array.


Circle rows.



3 rows of \_\_\_\_\_ = \_\_\_\_\_

\_\_\_\_\_ + \_\_\_\_\_ + \_\_\_\_\_ = \_\_\_\_\_

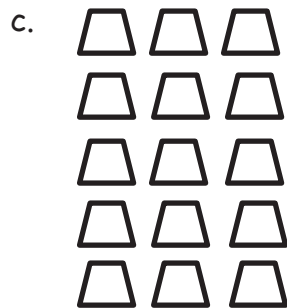
Circle columns.



4 columns of \_\_\_\_\_ = \_\_\_\_\_

\_\_\_\_\_ + \_\_\_\_\_ + \_\_\_\_\_ + \_\_\_\_\_ = \_\_\_\_\_


Circle rows.



5 rows of \_\_\_\_\_ = \_\_\_\_\_

\_\_\_\_\_ + \_\_\_\_\_ + \_\_\_\_\_ + \_\_\_\_\_ + \_\_\_\_\_ = \_\_\_\_\_

Circle columns.



3 columns of \_\_\_\_\_ = \_\_\_\_\_

\_\_\_\_\_ + \_\_\_\_\_ + \_\_\_\_\_ = \_\_\_\_\_



2. Use the array of smiley faces to answer the questions below.

a. \_\_\_\_\_ rows of \_\_\_\_\_ = \_\_\_\_\_



b. \_\_\_\_\_ columns of \_\_\_\_\_ = \_\_\_\_\_



c. \_\_\_\_\_ + \_\_\_\_\_ + \_\_\_\_\_ = \_\_\_\_\_



d. Add 1 more row. How many smiley faces are there now? \_\_\_\_\_

e. Add 1 more column to the new array you made in 2(d). How many smiley faces are there now? \_\_\_\_\_

3. Use the array of squares to answer the questions below.

a. \_\_\_\_\_ + \_\_\_\_\_ + \_\_\_\_\_ + \_\_\_\_\_ = \_\_\_\_\_



b. \_\_\_\_\_ rows of \_\_\_\_\_ = \_\_\_\_\_



c. \_\_\_\_\_ columns of \_\_\_\_\_ = \_\_\_\_\_



d. Remove 1 row. How many squares are there now? \_\_\_\_\_

e. Remove 1 column from the new array you made in 3(d). How many squares are there now? \_\_\_\_\_



Name \_\_\_\_\_

Date \_\_\_\_\_

1. a. One row of an array is drawn below. Complete the array with X's to make 3 rows of 4. Draw horizontal lines to separate the rows.

X X X X

- b. Draw an array with X's that has 3 columns of 4. Draw vertical lines to separate the columns. Fill in the blanks.

$$\underline{\quad} + \underline{\quad} + \underline{\quad} = \underline{\quad}$$

$$3 \text{ rows of } 4 = \underline{\quad}$$

$$3 \text{ columns of } 4 = \underline{\quad}$$

2. a. Draw an array of X's with 5 columns of three.

- b. Draw an array of X's with 5 rows of three. Fill in the blanks below.

$$\underline{\quad} + \underline{\quad} + \underline{\quad} + \underline{\quad} + \underline{\quad} = \underline{\quad}$$

$$5 \text{ columns of three} = \underline{\quad}$$

$$5 \text{ rows of three} = \underline{\quad}$$

In the following problems, separate the rows or columns with horizontal or vertical lines.

3. Draw an array of X's with 4 rows of 3.

$$\underline{\quad\quad} + \underline{\quad\quad} + \underline{\quad\quad} + \underline{\quad\quad} = \underline{\quad\quad}$$

$$4 \text{ rows of } 3 = \underline{\quad\quad}$$

4. Draw an array of X's with 1 more row of 3 than the array in Problem 3. Write a repeated addition equation to find the total number of X's.

5. Draw an array of X's with 1 less column of 5 than the array in Problem 4. Write a repeated addition equation to find the total number of X's.

Name \_\_\_\_\_

Date \_\_\_\_\_

1. a. One row of an array is drawn below. Complete the array with X's to make 4 rows of 5. Draw horizontal lines to separate the rows.

X X X X X

- b. Draw an array with X's that has 4 columns of 5. Draw vertical lines to separate the columns. Fill in the blanks.

$$\underline{\quad} + \underline{\quad} + \underline{\quad} + \underline{\quad} = \underline{\quad}$$

$$4 \text{ rows of } 5 = \underline{\quad}$$

$$6 \text{ columns of } 5 = \underline{\quad}$$

2. a. Draw an array of X's with 3 columns of 4.

- b. Draw an array of X's with 3 rows of 4. Fill in the blanks below.

$$\underline{\quad} + \underline{\quad} + \underline{\quad} = \underline{\quad}$$

$$3 \text{ columns of } 4 = \underline{\quad}$$

$$3 \text{ rows of } 4 = \underline{\quad}$$

In the following problems, separate the rows or columns with horizontal or vertical lines.

3. Draw an array of X's with 3 rows of 3.

$$\underline{\quad} + \underline{\quad} + \underline{\quad} = \underline{\quad}$$

$$3 \text{ rows of } 3 = \underline{\quad}$$

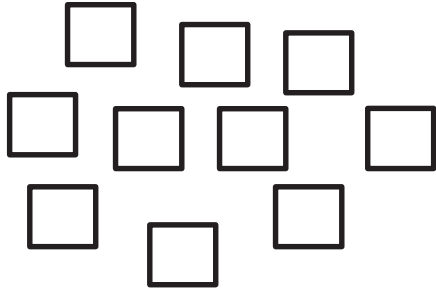
4. Draw an array of X's with 2 more rows of 3 than the array in Problem 3. Write a repeated addition equation to find the total number of X's.

5. Draw an array of X's with 1 less column than the array in Problem 4. Write a repeated addition equation to find the total number of X's.

Name \_\_\_\_\_

Date \_\_\_\_\_

1. Create an array with the squares.





---




---

2. Create an array with the squares from the set above.



3. Use the array of squares to answer the questions below.




a. There are \_\_\_\_ squares in each row.

b. \_\_\_\_ + \_\_\_\_ = \_\_\_\_

c. There are \_\_\_\_ squares in each column.

d. \_\_\_\_ + \_\_\_\_ + \_\_\_\_ + \_\_\_\_ + \_\_\_\_ = \_\_\_\_

4. Use the array of squares to answer the questions below.



a. There are \_\_\_\_ squares in one row.

b. There are \_\_\_\_ squares in one column.

c. \_\_\_\_ + \_\_\_\_ + \_\_\_\_ = \_\_\_\_

d. 3 columns of \_\_\_\_ = \_\_\_\_ rows of \_\_\_\_ = \_\_\_\_ total

5. a. Draw an array with 8 squares that has 2 squares in each column.

b. Write a repeated addition equation to match the array.

6. a. Draw an array with 20 squares that has 4 squares in each column.

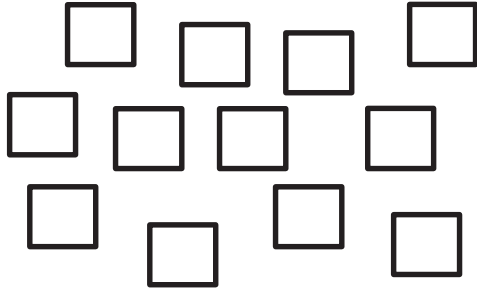
b. Write a repeated addition equation to match the array.

c. Draw a tape diagram to match your repeated addition equation and array.

Name \_\_\_\_\_

Date \_\_\_\_\_

1. Create an array with the squares.





---




---

2. Create an array with the squares from the set above.



3. Use the array of squares to answer the questions below.



a. There are \_\_\_\_ squares in each row.


b. \_\_\_\_ + \_\_\_\_ + \_\_\_\_ = \_\_\_\_

c. There are \_\_\_\_ squares in each column.

d. \_\_\_\_ + \_\_\_\_ + \_\_\_\_ + \_\_\_\_ + \_\_\_\_ = \_\_\_\_



4. Use the array of squares to answer the questions below.



a. There are \_\_\_\_ squares in one row.

b. There are \_\_\_\_ squares in one column.

c. \_\_\_\_ + \_\_\_\_ = \_\_\_\_

d. 2 columns of \_\_\_\_ = \_\_\_\_ rows of \_\_\_\_ = \_\_\_\_ total

5. a. Draw an array with 15 squares that has 3 squares in each column.

b. Write a repeated addition equation to match the array.

6. a. Draw an array with 20 squares that has 5 squares in each column.

b. Write a repeated addition equation to match the array.

c. Draw a tape diagram to match your repeated addition equation and array.

Name \_\_\_\_\_

Date \_\_\_\_\_

Draw an array for each word problem. Write a repeated addition equation to match each array.

1. Jason collected some rocks. He put them in 5 rows with 3 stones in each row. How many stones did Jason have altogether?

2. Abby made 3 rows of 4 chairs. How many chairs did Abby use?

3. There are 3 wires and 5 birds sitting on each of them. How many birds in all are on the wires?

4. Henry's house has 2 floors. There are 4 windows on each floor that face the street. How many windows face the street?

Draw a tape diagram for each word problem. Write a repeated addition equation to match each tape diagram.

5. Each of Maria's 4 friends has 5 markers. How many markers do Maria's friends have in all?

6. Maria also has 5 markers. How many markers do Maria and her friends have in all?

Draw a tape diagram and an array. Then, write a repeated addition equation to match.

7. In a card game, 3 players get 4 cards each. One more player joins the game. How many total cards should be dealt now?

Name \_\_\_\_\_

Date \_\_\_\_\_

Draw an array for each word problem. Write a repeated addition equation to match each array.

1. Melody stacked her blocks in 3 columns of 4. How many blocks did Melody stack in all?
  
2. Marty arranged the desks in the classroom into 5 equal rows. There were 5 desks in each row. How many desks were arranged?
  
3. The baker made 5 trays of muffins. Each tray holds 4 muffins. How many muffins did the baker make?

4. The library books were on the shelf in 4 stacks of 4. How many books were on the shelf?

Draw a tape diagram for each word problem. Write a repeated addition equation to match each tape diagram.

5. Mary placed stickers in columns of 4. She made 5 columns. How many stickers did she use?

6. Jayden put his baseball cards into 5 columns of 3 in his book. How many cards did Jayden put in his book?

Draw a tape diagram and an array. Then, write a repeated addition equation to match.

7. The game William bought came with 3 bags of marbles. Each bag had 3 marbles inside. How many total marbles came with the game?

Name \_\_\_\_\_

Date \_\_\_\_\_

Use your square tiles to construct the following rectangles with no gaps or overlaps.  
Write a repeated addition equation to match each construction.

1. a. Construct a rectangle with 2 rows of 3 tiles.

---

- b. Construct a rectangle with 2 columns of 3 tiles.

---

2. a. Construct a rectangle with 5 rows of 2 tiles.

---

- b. Construct a rectangle with 5 columns of 2 tiles.

---


3. a. Construct a rectangle of 9 tiles that has equal rows and columns.

---

- b. Construct a rectangle of 16 tiles that has equal rows and columns.

---

4. a. What shape is the array pictured below? \_\_\_\_\_



- b. Redraw the above shape with one column removed in the space below.

- c. What shape is the array now? \_\_\_\_\_

Name \_\_\_\_\_

Date \_\_\_\_\_

Cut out the square tiles below, and construct the following arrays with no gaps or overlaps. On the line, write a repeated addition equation to match each construction on the line.

1. a. Construct a rectangle with  
2 rows of 4 tiles.

\_\_\_\_\_

- b. Construct a rectangle with  
2 columns of 4 tiles.

\_\_\_\_\_

2. a. Construct a rectangle with  
3 rows of 2 tiles.

\_\_\_\_\_

- b. Construct a rectangle with  
3 columns of 2 tiles.


\_\_\_\_\_

3. a. Construct a rectangle  
using 10 tiles.

\_\_\_\_\_


- b. Construct a rectangle  
using 12 tiles.

\_\_\_\_\_





4. a. What shape is the array pictured below? \_\_\_\_\_



- b. In the space below, redraw the above shape with one more column.

- c. What shape is the array now? \_\_\_\_\_

- d. Draw a different array of tiles that is the same shape as 4(c).

Name \_\_\_\_\_

Date \_\_\_\_\_

Use your square tiles to construct the following arrays with no gaps or overlaps. Write a repeated addition equation to match each construction.

1. a. Place 8 square tiles in a row.

b. Construct an array with the 8 square tiles.

c. Write a repeated addition equation to match the new array.

\_\_\_\_\_

2. a. Construct an array with 12 squares.

a. Write a repeated addition equation to match the array.

\_\_\_\_\_

c. Rearrange the 12 squares into a different array.

d. Write a repeated addition equation to match the new array.

\_\_\_\_\_

3. a. Construct an array with 20 squares.

b. Write a repeated addition equation to match the array.

\_\_\_\_\_

c. Rearrange the 20 squares into a different array.

d. Write a repeated addition equation to match the new array.

\_\_\_\_\_

4. Construct 2 arrays with 6 squares.

a. 2 rows of \_\_\_\_\_ = \_\_\_\_\_

b. 3 rows of \_\_\_\_\_ = 2 rows of \_\_\_\_\_

5. Construct 2 arrays with 10 squares.

a. 2 rows of \_\_\_\_\_ = \_\_\_\_\_

b. 5 rows of \_\_\_\_\_ = 2 rows of \_\_\_\_\_

Name \_\_\_\_\_

Date \_\_\_\_\_

1. a. Construct an array with 9 square tiles.  
b. Write a repeated addition equation to match the array.

\_\_\_\_\_


2. a. Construct an array with 10 square tiles.  
b. Write a repeated addition equation to match the array.

\_\_\_\_\_

- c. Rearrange the 10 square tiles into a different array.  
d. Write a repeated addition equation to match the new array.

\_\_\_\_\_

Cut out each square tile. Use the tiles to construct the arrays in Problems 1-4.



3. a. Construct an array with 12 square tiles.  
b. Write a repeated addition equation to match the array.

\_\_\_\_\_

- c. Rearrange the 12 square tiles into a different array.  
d. Write a repeated addition equation to match the new array.

\_\_\_\_\_

4. Construct 2 arrays with 14 square tiles.  
a. 2 rows of \_\_\_\_\_ = \_\_\_\_\_  
b. 2 rows of \_\_\_\_\_ = 7 rows of \_\_\_\_\_

Name \_\_\_\_\_ Date \_\_\_\_\_

1. Draw without using a square tile to make an array with 2 rows of 5.

$$2 \text{ rows of } 5 = \underline{\hspace{2cm}}$$

$$\underline{\hspace{1cm}} + \underline{\hspace{1cm}} = \underline{\hspace{1cm}}$$

2. Draw without using a square tile to make an array with 4 columns of 3.

$$4 \text{ columns of } 3 = \underline{\hspace{2cm}}$$

$$\underline{\hspace{1cm}} + \underline{\hspace{1cm}} + \underline{\hspace{1cm}} + \underline{\hspace{1cm}} = \underline{\hspace{1cm}}$$

3. Complete the following arrays without gaps or overlaps. The first tile has been drawn for you.

a. 3 rows of 4



b. 5 columns of 3



c. 5 columns of 4



Name \_\_\_\_\_ Date \_\_\_\_\_

1. Cut out and trace the square tile to draw an array with 2 rows of 4.

Cut out  
and trace.

$$2 \text{ rows of } 4 = \underline{\hspace{2cm}}$$

$$\underline{\hspace{1cm}} + \underline{\hspace{1cm}} = \underline{\hspace{1cm}}$$

2. Trace the square tile to make an array with 3 columns of 5.

$$3 \text{ columns of } 5 = \underline{\hspace{2cm}}$$

$$\underline{\hspace{1cm}} + \underline{\hspace{1cm}} + \underline{\hspace{1cm}} = \underline{\hspace{1cm}}$$



3. Complete the following arrays without gaps or overlaps. The first tile has been drawn for you.

a. 4 rows of 5



b. 5 columns of 2



c. 4 columns of 3



Name \_\_\_\_\_

Date \_\_\_\_\_

Use your square tiles to complete the steps for each problem.

**Problem 1**

Step 1: Construct a rectangle with 4 columns of 3.

Step 2: Separate 2 columns of 3.

Step 3: Write a number bond to show the whole and two parts. Then, write a repeated addition sentence to match each part of the number bond.

**Problem 2**

Step 1: Construct a rectangle with 5 rows of 2.

Step 2: Separate 2 rows of 2.

Step 3: Write a number bond to show the whole and two parts. Write a repeated addition sentence to match each part of the number bond.

**Problem 3**

Step 1: Construct a rectangle with 5 columns of 3.

Step 2: Separate 3 columns of 3.

Step 3: Write a number bond to show the whole and two parts. Write a repeated addition sentence to match each part of the number bond.

4. Use 12 square tiles to construct a rectangle with 3 rows.
- \_\_\_\_\_ rows of \_\_\_\_\_ = 12
  - Remove 1 row. How many squares are there now? \_\_\_\_\_
  - Remove 1 column from the new rectangle you made in 4(b). How many squares are there now? \_\_\_\_\_
5. Use 20 square tiles to construct a rectangle.
- \_\_\_\_\_ rows of \_\_\_\_\_ = \_\_\_\_\_
  - Remove 1 row. How many squares are there now? \_\_\_\_\_
  - Remove 1 column from the new rectangle you made in 5(b). How many squares are there now? \_\_\_\_\_
6. Use 16 square tiles to construct a rectangle.
- \_\_\_\_\_ rows of \_\_\_\_\_ = \_\_\_\_\_
  - Remove 1 row. How many squares are there now? \_\_\_\_\_
  - Remove 1 column from the new rectangle you made in 6(b). How many squares are there now? \_\_\_\_\_

Name \_\_\_\_\_

Date \_\_\_\_\_

Cut out and use your square tiles to complete the steps for each problem.

**Problem 1**

Step 1: Construct a rectangle with 5 rows of 2.

Step 2: Separate 2 rows of 2.

Step 3: Write a number bond to show the whole and two parts. Write a repeated addition sentence to match each part of your number bond.

**Problem 2**

Step 1: Construct a rectangle with 4 columns of 3.

Step 2: Separate 2 columns of 3.

Step 3: Write a number bond to show the whole and two parts. Write a repeated addition sentence to match each part of your number bond.

3. Use 9 square tiles to construct a rectangle with 3 rows.

a. \_\_\_\_\_ rows of \_\_\_\_\_ = \_\_\_\_\_

b. Remove 1 row. How many squares are there now? \_\_\_\_\_

c. Remove 1 column from the new rectangle you made in 3(b). How many squares are there now? \_\_\_\_\_

4. Use 14 square tiles to construct a rectangle.

a. \_\_\_\_\_ rows of \_\_\_\_\_ = \_\_\_\_\_

b. Remove 1 row. How many squares are there now? \_\_\_\_\_

c. Remove 1 column from the new rectangle you made in 4(b). How many squares are there now? \_\_\_\_\_

Name \_\_\_\_\_

Date \_\_\_\_\_

Cut out Rectangles A, B, and C. Then, cut according to directions. Answer each of the following using Rectangles A, B, and C.<sup>1</sup>

1. Cut out each row of Rectangle A.

a. Rectangle A has \_\_\_\_\_ rows.

b. Each row has \_\_\_\_\_ squares.

c. \_\_\_\_\_ rows of \_\_\_\_\_ = \_\_\_\_\_

d. Rectangle A has \_\_\_\_\_ squares.

2. Cut out each column of Rectangle B.

a. Rectangle B has \_\_\_\_\_ columns.

b. Each column has \_\_\_\_\_ squares.

c. \_\_\_\_\_ columns of \_\_\_\_\_ = \_\_\_\_\_

d. Rectangle B has \_\_\_\_\_ squares.

---

<sup>1</sup>Note: This Problem Set is used with a template of three identical 2 by 4 arrays. These arrays are labeled as Rectangles A, B, and C.

3. Cut out each square from both Rectangles A and B.
  - a. Construct a new rectangle using all 16 squares.
  - b. My rectangle has \_\_\_\_\_ rows of \_\_\_\_\_.
  - c. My rectangle also has \_\_\_\_\_ columns of \_\_\_\_\_.
  - d. Write two repeated addition number sentences to match your rectangle.
  
4. Construct a new array using the 24 squares from Rectangles A, B, and C.
  - a. My rectangle has \_\_\_\_\_ rows of \_\_\_\_\_.
  - b. My rectangle also has \_\_\_\_\_ columns of \_\_\_\_\_.
  - c. Write two repeated addition number sentences to match your rectangle.

Extension: Construct another array using the squares from Rectangles A, B, and C.


- a. My rectangle has \_\_\_\_\_ rows of \_\_\_\_\_.
- b. My rectangle also has \_\_\_\_\_ columns of \_\_\_\_\_.
- c. Write two repeated addition number sentences to match your rectangle.

Name \_\_\_\_\_

Date \_\_\_\_\_

1. Imagine that you have just cut this rectangle into rows.

a. What do you see? Draw a picture.



How many squares are in each row? \_\_\_\_\_

b. Imagine that you have just cut this rectangle into columns. What do you see?  
Draw a picture.

How many squares are in each column? \_\_\_\_\_

2. Create another rectangle using the same number of squares.


How many squares are in each row? \_\_\_\_\_

How many squares are in each column? \_\_\_\_\_



3. Imagine that you have just cut this rectangle into rows.

a. What do you see? Draw a picture.



How many squares are in each row? \_\_\_\_\_

b. Imagine that you have just cut this rectangle into columns. What do you see?  
Draw a picture.


How many squares are in each column? \_\_\_\_\_

4. Create another rectangle using the same number of squares.


How many squares are in each row? \_\_\_\_\_

How many squares are in each column? \_\_\_\_\_

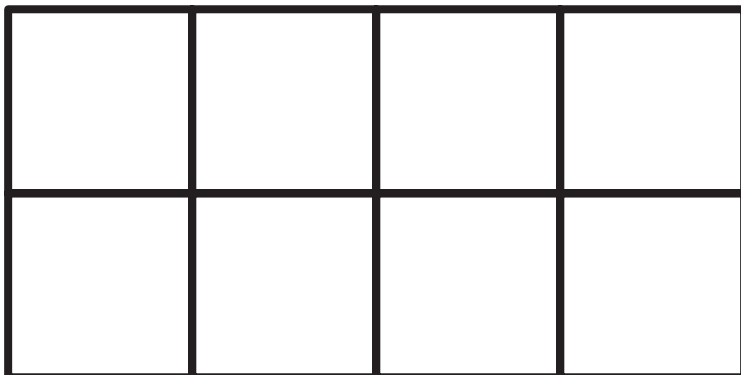
Rectangle A



Rectangle B



Rectangle C




---

rectangles

Name \_\_\_\_\_

Date \_\_\_\_\_


1. Shade in an array with 2 rows of 3.



Write a repeated addition equation for the array.

---


2. Shade in an array with 4 rows of 3.



Write a repeated addition equation for the array.

---

3. Shade in an array with 5 columns of 4.



Write a repeated addition equation for the array.

---

4. Draw one more column of 2 to make a new array.



Write a repeated addition equation for the new array.

---

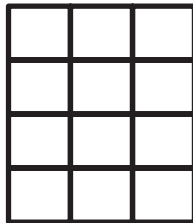
5. Draw one more row of 4 and then one more column to make a new array.



Write a repeated addition equation for the new array.

---

6. Draw one more row and then two more columns to make a new array.




Write a repeated addition equation for the new array.

---

Name \_\_\_\_\_

Date \_\_\_\_\_


1. Shade in an array with 3 rows of 2.



Write a repeated addition equation for the array.

---


2. Shade in an array with 2 rows of 4.



Write a repeated addition equation for the array.

---

3. Shade in an array with 4 columns of 5.



Write a repeated addition equation for the array.

---

4. Draw one more column of 2 to make a new array.



Write a repeated addition equation for the new array.

---


5. Draw one more row of 3 and then one more column to make a new array.



Write a repeated addition equation for the new array.

---

6. Draw one more row and then two more columns to make a new array.



Write a repeated addition equation for the new array.

---

Name \_\_\_\_\_

Date \_\_\_\_\_

Use your square tiles and grid paper to complete the following problems.

**Problem 1**

- Cut out 10 square tiles.
- Cut one of your square tiles in half diagonally.
- Create a design.
- Shade in your design on grid paper.

**Problem 2**

- Use 16 square tiles.
- Cut two of your square tiles in half diagonally.
- Create a design.
- Shade in your design on grid paper.
- Share your second design with your partner.
- Check each other's copy to be sure it matches the tile design.

**Problem 3**



- Create a 3 by 3 design with your partner in the corner of a new piece of grid paper.
- With your partner, copy that design to fill the entire paper.

Name \_\_\_\_\_



Date \_\_\_\_\_

1. Shade to create a copy of the design on the empty grid.



a.



b.





c.




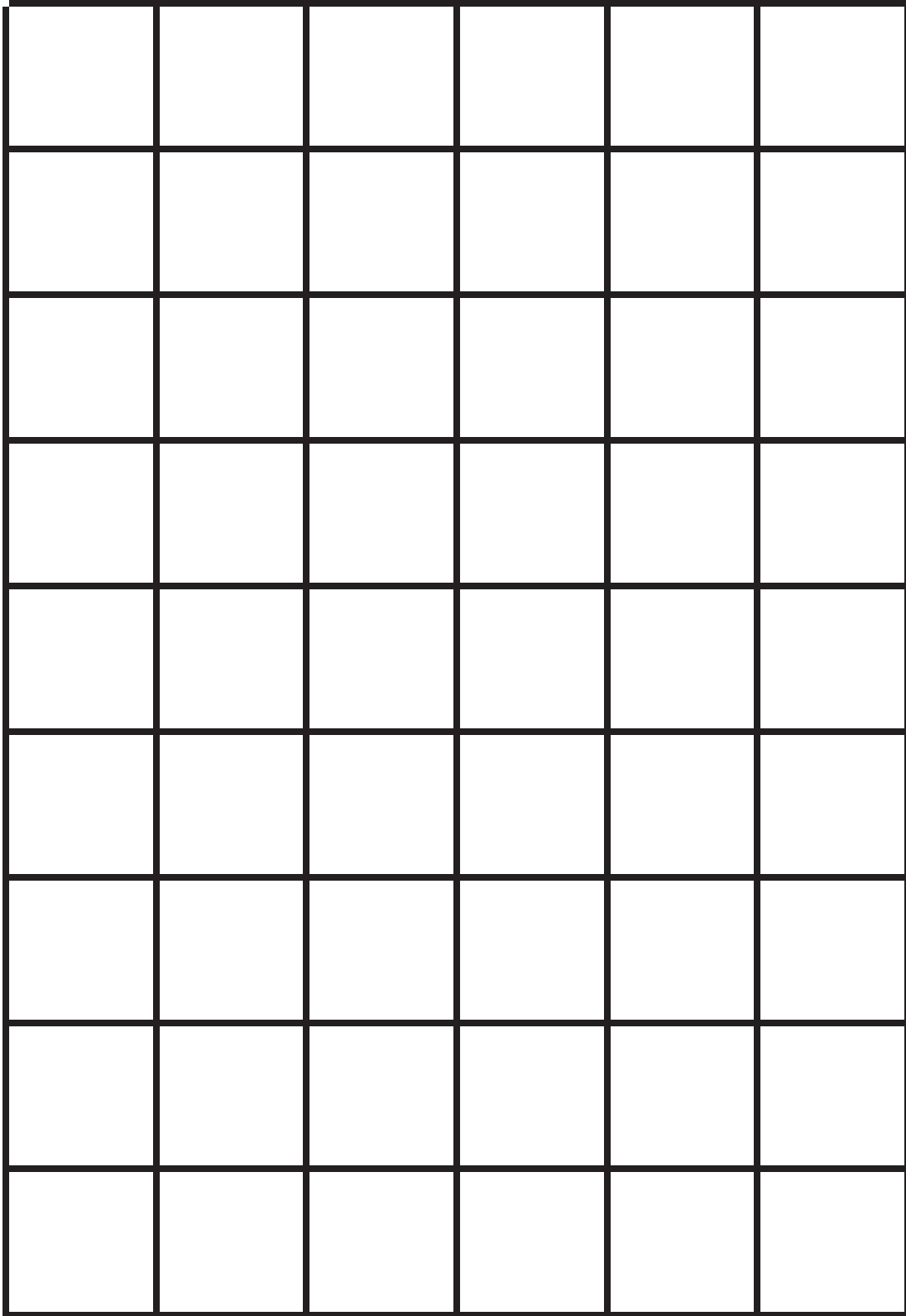


2. Create two different designs.



3. Use colored pencils to create a design in the bolded square section. Create a tessellation by repeating the design throughout.






---

grid paper

Name \_\_\_\_\_


Date \_\_\_\_\_

1. Draw to double the group you see. Complete the sentence, and write an addition equation.




There is \_\_\_\_\_ cloud in each group.

$$\underline{\quad\quad} + \underline{\quad\quad} = \underline{\quad\quad}$$




There are \_\_\_\_\_ clouds in each group.

$$\underline{\quad\quad} + \underline{\quad\quad} = \underline{\quad\quad}$$




There are \_\_\_\_\_ clouds in each group.

$$\underline{\quad\quad} + \underline{\quad\quad} = \underline{\quad\quad}$$



There are \_\_\_\_\_ clouds in each group.

$$\underline{\quad\quad} + \underline{\quad\quad} = \underline{\quad\quad}$$




There are \_\_\_\_\_ clouds in each group.

$$\underline{\quad\quad} + \underline{\quad\quad} = \underline{\quad\quad}$$

2. Draw an array for each set. Complete the sentences. The first one has been drawn for you.

a. **2 rows of 6**



2 rows of 6 = \_\_\_\_\_

\_\_\_\_\_ + \_\_\_\_\_ = \_\_\_\_\_

6 doubled is \_\_\_\_\_.

b. **2 rows of 7**

2 rows of 7 = \_\_\_\_\_

\_\_\_\_\_ + \_\_\_\_\_ = \_\_\_\_\_

7 doubled is \_\_\_\_\_.

c. **2 rows of 8**

2 rows of 8 = \_\_\_\_\_

\_\_\_\_\_ + \_\_\_\_\_ = \_\_\_\_\_

8 doubled is \_\_\_\_\_.

d. **2 rows of 9**

2 rows of 9 = \_\_\_\_\_

\_\_\_\_\_ + \_\_\_\_\_ = \_\_\_\_\_

9 doubled is \_\_\_\_\_.

e. **2 rows of 10**

2 rows of 10 = \_\_\_\_\_

\_\_\_\_\_ + \_\_\_\_\_ = \_\_\_\_\_

10 doubled is \_\_\_\_\_.

3. List the totals from Problem 1. \_\_\_\_\_

List the totals from Problem 2. \_\_\_\_\_

Are the numbers you have listed even or not even? \_\_\_\_\_

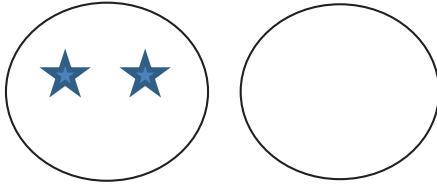
Explain in what ways the numbers are the same and different.

Name \_\_\_\_\_

Date \_\_\_\_\_

1. Draw to double the group you see. Complete the sentences, and write an addition equation.

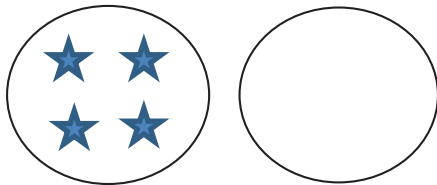
a.



There are \_\_\_\_\_ stars in each group.

$$\underline{\quad\quad} + \underline{\quad\quad} = \underline{\quad\quad}$$

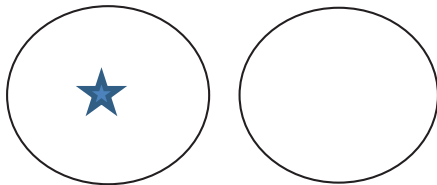
b.



There are \_\_\_\_\_ stars in each group.

$$\underline{\quad\quad} + \underline{\quad\quad} = \underline{\quad\quad}$$

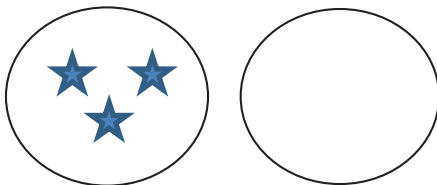
c.



There is \_\_\_\_\_ star in each group.

$$\underline{\quad\quad} + \underline{\quad\quad} = \underline{\quad\quad}$$

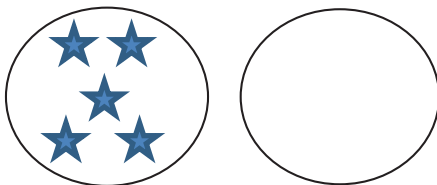
d.



There are \_\_\_\_\_ stars in each group.

$$\underline{\quad\quad} + \underline{\quad\quad} = \underline{\quad\quad}$$

e.




There are \_\_\_\_\_ stars in each group.

$$\underline{\quad\quad} + \underline{\quad\quad} = \underline{\quad\quad}$$

2. Draw an array for each set. Complete the sentences. The first one has been drawn for you.

a. **2 rows of 6**



$$2 \text{ rows of } 6 = \underline{\hspace{2cm}}$$

$$\underline{\hspace{2cm}} + \underline{\hspace{2cm}} = \underline{\hspace{2cm}}$$

6 doubled is  $\underline{\hspace{2cm}}$ .

b. **2 rows of 7**

$$2 \text{ rows of } 7 = \underline{\hspace{2cm}}$$

$$\underline{\hspace{2cm}} + \underline{\hspace{2cm}} = \underline{\hspace{2cm}}$$

7 doubled is  $\underline{\hspace{2cm}}$ .

c. **2 rows of 8**

$$\underline{\hspace{2cm}} \text{ rows of } \underline{\hspace{2cm}} = \underline{\hspace{2cm}}$$

$$\underline{\hspace{2cm}} + 8 = \underline{\hspace{2cm}}$$

8 doubled is  $\underline{\hspace{2cm}}$ .

d. **2 rows of 9**

$$2 \text{ rows of } 9 = \underline{\hspace{2cm}}$$

$$\underline{\hspace{2cm}} + \underline{\hspace{2cm}} = \underline{\hspace{2cm}}$$

9 doubled is  $\underline{\hspace{2cm}}$ .

e. **2 rows of 10**

$$\underline{\hspace{2cm}} \text{ rows of } \underline{\hspace{2cm}} = \underline{\hspace{2cm}}$$

$$10 + \underline{\hspace{2cm}} = \underline{\hspace{2cm}}$$

10 doubled is  $\underline{\hspace{2cm}}$ .

3. List the totals from Problem 1.  $\underline{\hspace{10cm}}$

List the totals from Problem 2.  $\underline{\hspace{10cm}}$


Are the numbers you have listed even or not even?  $\underline{\hspace{10cm}}$

Explain in what ways the numbers are the same and different.


Name \_\_\_\_\_

Date \_\_\_\_\_


1. Pair the objects to decide if the number of objects is even.



Even/Not Even



Even/Not Even



Even/Not Even

2. Draw to continue the pattern of the pairs in the space below until you have drawn 10 pairs.



- Write the number of dots in each array in Problem 2 in order from least to greatest.
- Circle the array in Problem 2 that has 2 columns of 7.
- Box the array in Problem 2 that has 2 columns of 9.
- Redraw the following sets of dots as columns of two or 2 equal rows.

a.



b.



There are \_\_\_\_\_ dots.

There are \_\_\_\_\_ dots.

Is \_\_\_\_\_ an even number? \_\_\_\_\_

Is \_\_\_\_\_ an even number? \_\_\_\_\_

- Circle groups of two. Count by twos to see if the number of objects is even.

a. There are \_\_\_\_\_ twos. There are \_\_\_\_\_ left over.

b. Count by twos to find the total.  
 \_\_\_\_\_ / \_\_\_\_\_ / \_\_\_\_\_ / \_\_\_\_\_ / \_\_\_\_\_ / \_\_\_\_\_ / \_\_\_\_\_ / \_\_\_\_\_

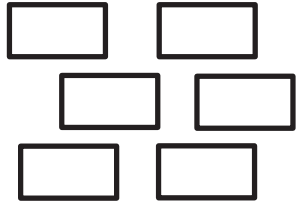
c. This group has an even number of objects: True or False



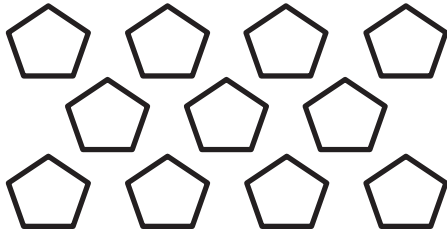
Name \_\_\_\_\_

Date \_\_\_\_\_

1. Pair the objects to decide if the number of objects is even.



Even/Not Even




Even/Not Even



Even/Not Even

2. Draw to continue the pattern of the pairs in the spaces below until you have drawn zero pairs.



3. Write the number of hearts in each array in Problem 2 in order from greatest to least.
4. Circle the array in Problem 2 that has 2 columns of 6.
5. Box the array in Problem 2 that has 2 columns of 8.
6. Redraw the set of stars as columns of two or 2 equal rows.



There are \_\_\_\_\_ stars.

Is \_\_\_\_\_ an even number? \_\_\_\_\_

7. Circle groups of two. Count by twos to see if the number of objects is even.

a. There are \_\_\_\_\_ twos. There are \_\_\_\_\_ left over.

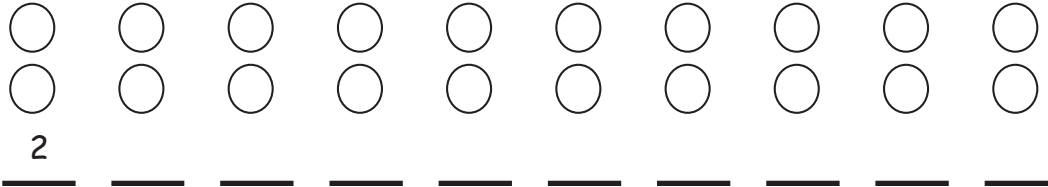
b. Count by twos to find the total.  
 \_\_\_\_\_ / \_\_\_\_\_ / \_\_\_\_\_ / \_\_\_\_\_ / \_\_\_\_\_ / \_\_\_\_\_ / \_\_\_\_\_ / \_\_\_\_\_

c. This group has an even number of objects: True or False.

Name \_\_\_\_\_

Date \_\_\_\_\_

1. Skip-count the columns in the array. The first one has been done for you.



2. a. Solve.

$$1 + 1 = \underline{\quad}$$

$$2 + 2 = \underline{\quad}$$

$$3 + 3 = \underline{\quad}$$

$$4 + 4 = \underline{\quad}$$

$$5 + 5 = \underline{\quad}$$

$$6 + 6 = \underline{\quad}$$

$$7 + 7 = \underline{\quad}$$

$$8 + 8 = \underline{\quad}$$

$$9 + 9 = \underline{\quad}$$

$$10 + 10 = \underline{\quad}$$

- b. Explain the connection between the array in Problem 1 and the answers in Problem 2(a).

---



---



---

3. a. Fill in the missing numbers on the number path.

20, 22, 24, \_\_\_\_\_, 28, 30, \_\_\_\_\_, \_\_\_\_\_, 36, \_\_\_\_\_, 40, \_\_\_\_\_, \_\_\_\_\_, 46, \_\_\_\_\_, \_\_\_\_\_

- b. Fill in the odd numbers on the number path.

0, \_\_\_\_\_, 2, \_\_\_\_\_, 4, \_\_\_\_\_, 6, \_\_\_\_\_, 8, \_\_\_\_\_, 10, \_\_\_\_\_, 12, \_\_\_\_\_, 14, \_\_\_\_\_, 16, \_\_\_\_\_, 18, \_\_\_\_\_, 20, \_\_\_\_\_

4. Write to identify the **bold** numbers as even or odd. The first one has been done for you.

a. $6 + 1 = 7$ <u>even</u> + 1 = <u>odd</u>	b. $24 + 1 = 25$ _____ + 1 = _____	c. $30 + 1 = 31$ _____ + 1 = _____
d. $6 - 1 = 5$ _____ - 1 = _____	e. $24 - 1 = 23$ _____ - 1 = _____	f. $30 - 1 = 29$ _____ - 1 = _____

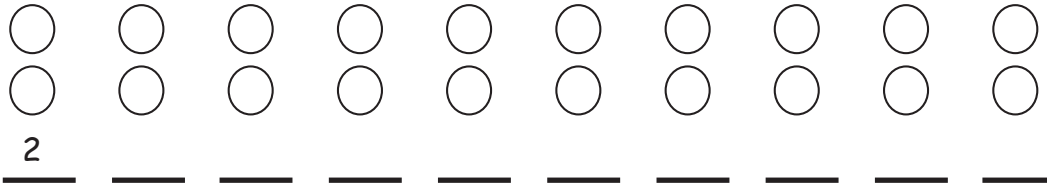
5. Are the **bold** numbers even or odd? Circle the answer, and explain how you know.

a. <b>28</b> even/odd	Explanation:
b. <b>39</b> even/odd	Explanation:
c. <b>45</b> even/odd	Explanation:
d. <b>50</b> even/odd	Explanation:

Name \_\_\_\_\_

Date \_\_\_\_\_

1. Skip-count the columns in the array. The first one has been done for you.



2. a. Solve.

$1 + 1 = \underline{\quad}$

$6 + 6 = \underline{\quad}$

$2 + 2 = \underline{\quad}$

$7 + 7 = \underline{\quad}$

$3 + 3 = \underline{\quad}$

$8 + 8 = \underline{\quad}$

$4 + 4 = \underline{\quad}$

$9 + 9 = \underline{\quad}$

$5 + 5 = \underline{\quad}$

$10 + 10 = \underline{\quad}$

b. How is the array in Problem 1 related to the answers in Problem 2(a)?

---



---



---

3. Fill in the missing even numbers on the number path.

18, 20, \_\_\_\_\_, \_\_\_\_\_, 26, \_\_\_\_\_, 30, \_\_\_\_\_, 34, \_\_\_\_\_, 38, 40, \_\_\_\_\_, \_\_\_\_\_

4. Fill in the missing odd numbers on the number path.

0, \_\_\_\_\_, 2, \_\_\_\_\_, 4, \_\_\_\_\_, 6, \_\_\_\_\_, 8, \_\_\_\_\_, 10, \_\_\_\_\_, 12, \_\_\_\_\_, 14

5. Write to identify the **bold** numbers as even or odd. The first one has been done for you.

a. $4 + 1 = 5$ <u>even</u> + 1 = <u>odd</u>	b. $13 + 1 = 14$ _____ + 1 = _____	c. $20 + 1 = 21$ _____ + 1 = _____
d. $8 - 1 = 7$ _____ - 1 = _____	e. $16 - 1 = 15$ _____ - 1 = _____	f. $30 - 1 = 29$ _____ - 1 = _____

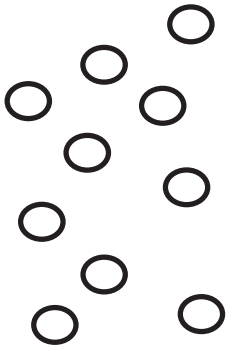
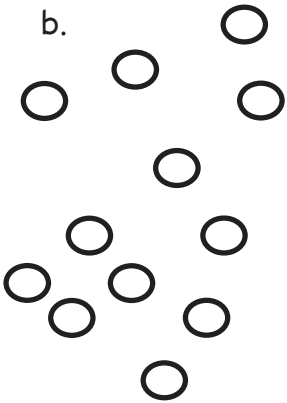
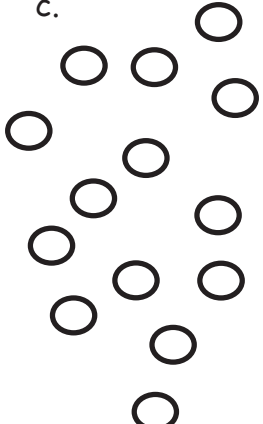
6. Are the **bold** numbers even or odd? Circle the answer, and explain how you know.

a. $21$ even/odd	Explanation:
b. $34$ even/odd	Explanation:

Name \_\_\_\_\_

Date \_\_\_\_\_

1. Use the objects to create an array.

<p>a.</p> 	<p>Array</p> <p>There are an even/odd (circle one) number of circles.</p>	<p>Redraw your picture with 1 <i>less</i> circle.</p> <p>There are an even/odd (circle one) number of circles.</p>
<p>b.</p> 	<p>Array</p> <p>There are an even/odd (circle one) number of circles.</p>	<p>Redraw your picture with 1 <i>more</i> circle.</p> <p>There are an even/odd (circle one) number of circles.</p>
<p>c.</p> 	<p>Array</p> <p>There are an even/odd (circle one) number of circles.</p>	<p>Redraw your picture with 1 <i>less</i> circle.</p> <p>There are an even/odd (circle one) number of circles.</p>

2. Solve. Tell if each number is odd (O) or even (E). The first one has been done for you.

$$\begin{array}{r} \text{a. } 6 + 4 = 10 \\ \underline{\text{E}} + \underline{\text{E}} = \underline{\text{E}} \end{array}$$

$$\begin{array}{r} \text{d. } 14 + 8 = \underline{\hspace{2cm}} \\ \underline{\hspace{2cm}} + \underline{\hspace{2cm}} = \underline{\hspace{2cm}} \end{array}$$

$$\begin{array}{r} \text{b. } 17 + 2 = \underline{\hspace{2cm}} \\ \underline{\hspace{2cm}} + \underline{\hspace{2cm}} = \underline{\hspace{2cm}} \end{array}$$

$$\begin{array}{r} \text{e. } 3 + 9 = \underline{\hspace{2cm}} \\ \underline{\hspace{2cm}} + \underline{\hspace{2cm}} = \underline{\hspace{2cm}} \end{array}$$

$$\begin{array}{r} \text{c. } 11 + 13 = \underline{\hspace{2cm}} \\ \underline{\hspace{2cm}} + \underline{\hspace{2cm}} = \underline{\hspace{2cm}} \end{array}$$

$$\begin{array}{r} \text{f. } 5 + 14 = \underline{\hspace{2cm}} \\ \underline{\hspace{2cm}} + \underline{\hspace{2cm}} = \underline{\hspace{2cm}} \end{array}$$

3. Write two examples for each case. Write if your answers are even or odd. The first one has been started for you.

a. Add an even number to an even number.

$$\underline{32 + 8 = 40 \text{ even}} \quad \underline{\hspace{2cm}}$$

b. Add an odd number to an even number.

$$\underline{\hspace{2cm}} \quad \underline{\hspace{2cm}}$$

c. Add an odd number to an odd number.




$$\underline{\hspace{2cm}} \quad \underline{\hspace{2cm}}$$



Name \_\_\_\_\_

Date \_\_\_\_\_

1. Use the objects to create an array with 2 rows.

<p>a.</p> 	<p>Array with 2 rows</p>     <p>There are an even/odd (circle one) number of stars.</p>	<p>Redraw your picture with 1 <i>less</i> star.</p>     <p>There are an even/odd (circle one) number of stars.</p>
<p>b.</p> 	<p>Array with 2 rows</p>     <p>There are an even/odd (circle one) number of stars.</p>	<p>Redraw your picture with 1 <i>more</i> star.</p>     <p>There are an even/odd (circle one) number of stars.</p>
<p>c.</p> 	<p>Array with 2 rows</p>     <p>There are an even/odd (circle one) number of stars.</p>	<p>Redraw your picture with 1 <i>less</i> star.</p>     <p>There are an even/odd (circle one) number of stars.</p>

2. Solve. Tell if each number is odd (O) or even (E) on the line below.

a.  $6 + 6 = \underline{\quad}$   
 $\underline{\quad} + \underline{\quad} = \underline{\quad}$

e.  $7 + 8 = \underline{\quad}$   
 $\underline{\quad} + \underline{\quad} = \underline{\quad}$

b.  $8 + 13 = \underline{\quad}$   
 $\underline{\quad} + \underline{\quad} = \underline{\quad}$

f.  $9 + 11 = \underline{\quad}$   
 $\underline{\quad} + \underline{\quad} = \underline{\quad}$

c.  $9 + 15 = \underline{\quad}$   
 $\underline{\quad} + \underline{\quad} = \underline{\quad}$

g.  $7 + 14 = \underline{\quad}$   
 $\underline{\quad} + \underline{\quad} = \underline{\quad}$

d.  $17 + 8 = \underline{\quad}$   
 $\underline{\quad} + \underline{\quad} = \underline{\quad}$

h.  $9 + 9 = \underline{\quad}$   
 $\underline{\quad} + \underline{\quad} = \underline{\quad}$

3. Write three number sentence examples to prove that each statement is correct.

Even + Even = Even	Even + Odd = Odd	Odd + Odd = Even

4. Write two examples for each case. Next to your answer, write if your answers are even or odd. The first one has been done for you.

a. Add an even number to an even number.

32 + 8 = 40 even \_\_\_\_\_

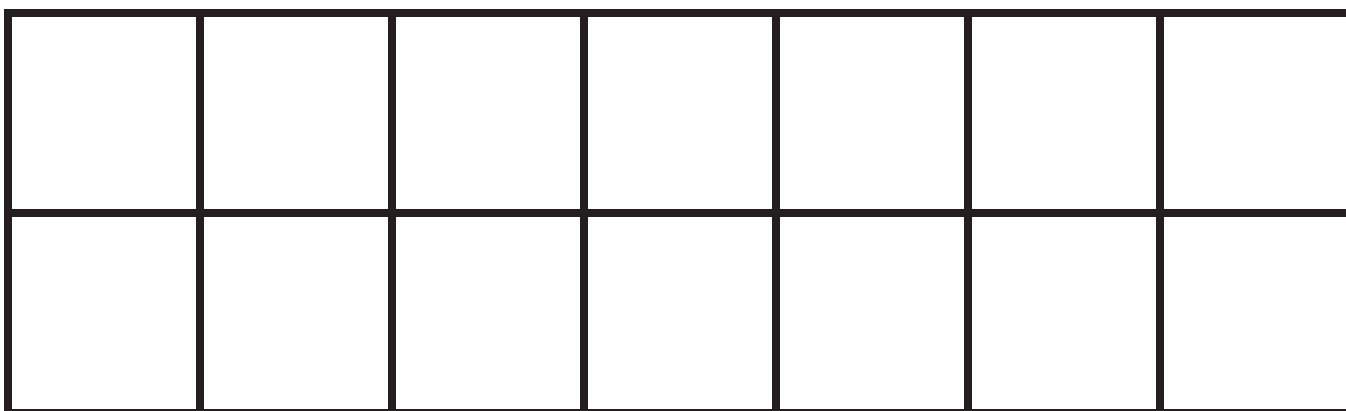
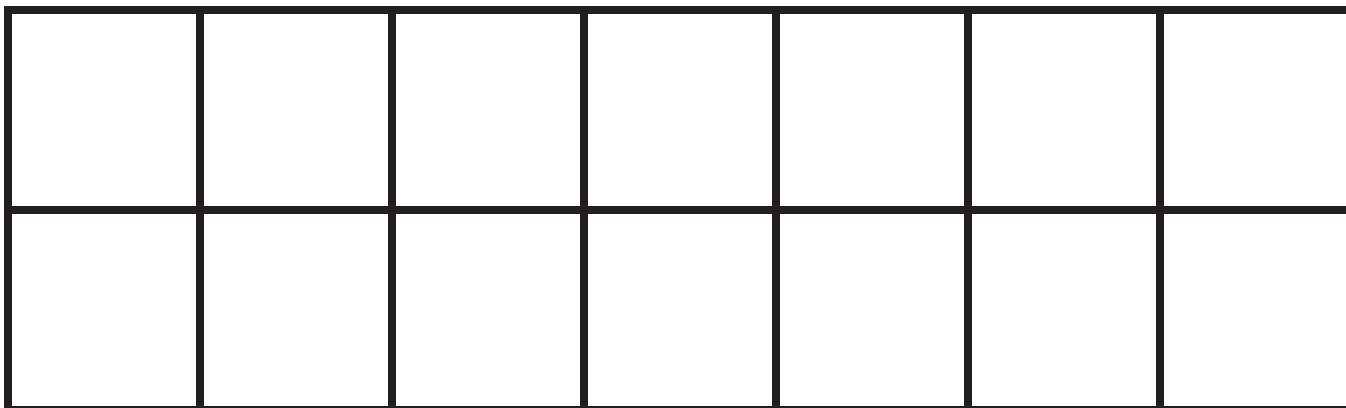
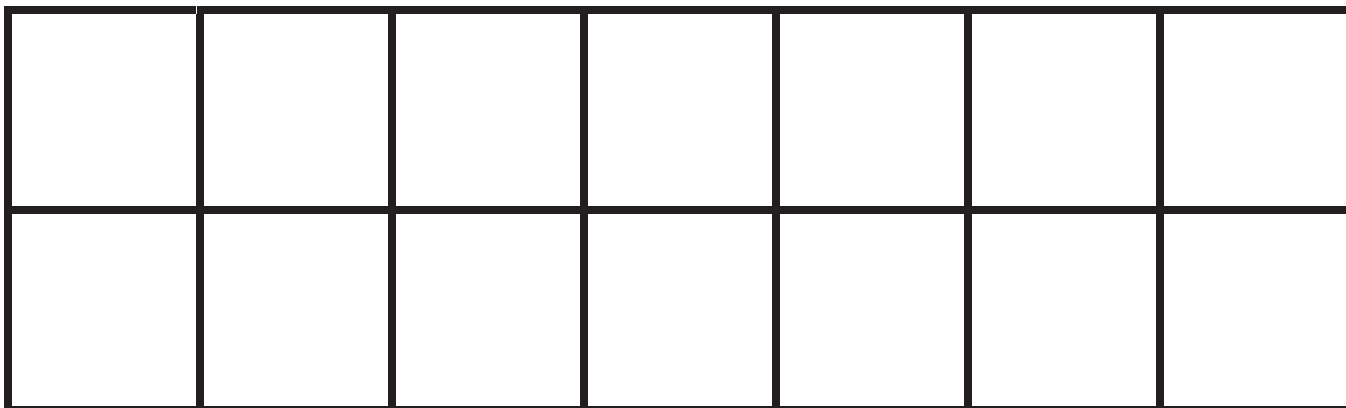
b. Add an odd number to an even number.

\_\_\_\_\_

c. Add an odd number to an odd number.

\_\_\_\_\_

**Cut Out Packet**



\_\_\_\_\_ square tiles